

LC 3890 LED



Colour(s)



CONTINUOUS ROWS ■ LED

- Suspended continuous row lighting which can receive 1, 2, 3 or 4 recessed luminaires
- CRI of 80 and 90
- MacAdam Ellipse: 3 SDCM
- Endcap, screen suspension bracket and junction plate available in accessories
- Housing made of prelacquered steel
- Prewiring 3 x 1,5 mm²
- **Weight:** 5 kg (1000 mm), 10 kg (2000 mm)
- **Number of recessed luminaires:** 1, 2, 3 or 4
- **Standard lengths:** 1 000 mm or 2 000 mm

Driver(s)




Standards

Class I | IP 20 | 650°

Beam(s)



Dimensions

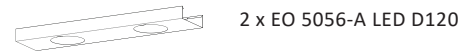
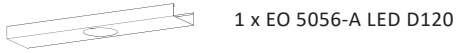


■ TRUNKING WITH ORIENTABLE & ADJUSTABLE EO 5056-A LED D120

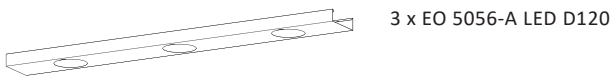
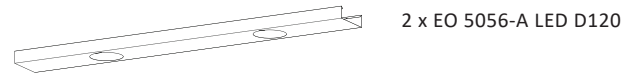
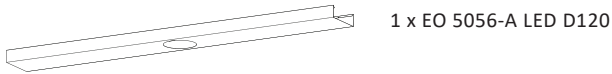
ITEM	SECTION	POWER	CONSUMPTION	LUMINOUS FLUX	SYSTEM EFFICIENCY	COLOUR TEMPERATURE	CRI	EFFICIENCY ENERGY CLASS
EO 5056-A LED D120 2000-925	Bakery	23,7 W	26,9 W	2171 lumens	80,7 lm/W	2500 K	90	E
EO 5056-A LED D120 2000-930	Butchery	23,7 W	26,9 W	2297 lumens	85,4 lm/W	3000 K	90	E
EO 5056-A LED D120 3300-930	-	23,8 W	27,1 W	3281 lumens	121 lm/W	3000 K	90	E
EO 5056-A LED D120 3400-940	-	23,8 W	27,1 W	3384 lumens	125 lm/W	4000 K	90	E
EO 5056-A LED D120 3700-830	-	23,8 W	27,1 W	3684 lumens	136 lm/W	3000 K	90	D
EO 5056-A LED D120 3900-840	-	23,8 W	27,1 W	3949 lumens	145,5 lm/W	4000 K	80	D

LC 3890 LED

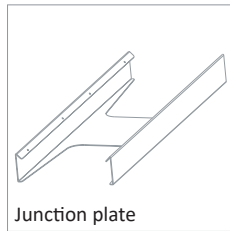
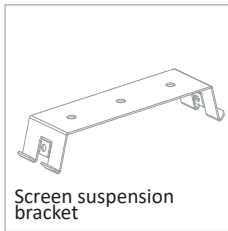
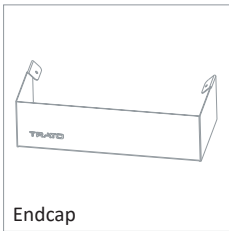
length 1 000 mm



length 2 000 mm



Accessories



■ EXAMPLES OF OTHER INTEGRABLE PRODUCTS

Orientable and adjustable



EO 2225 LED



EO 5056-B LED



EO 2242 LED

DOWNLIGHTS



DL 2180 LED



DL 3806 LED