

## LS 5017-A LED

## TRACK SUSPENDED LUMINAIRE

- Track suspended luminaire for LINEAR LED module, maximum 10 000 lumens
- CRI of 80
- MacAdam Ellipse: 3 SDCM
- Available in 3 000 K and 4 000 K
- 50 000 hours lamp life (L80B20)
- Luminous efficiency of system up to 166,8 lm/W
- 3 circuits track adaptor
- Housing made of prelacquered steel
- Cluster optical composed of lenses, made of polymethyl methacrylate (PMMA)
- Static heat sink
- Optical compartment protected against shocks and dust
- Weight:** 3,3 kg
- Driver(s):** Fixed, Dimmable driver
- Option(s):** Asymmetrical Double (DASY), 90° rotation lock possible

### Colour(s)



### Light distribution



SYM DASY



### Driver(s)



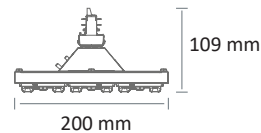
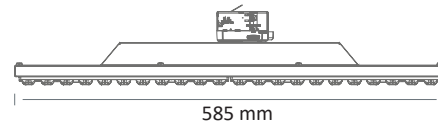
### Standards

Class I | IP 20 | 650° | IK 10

### Efficiency energy class



### Dimensions



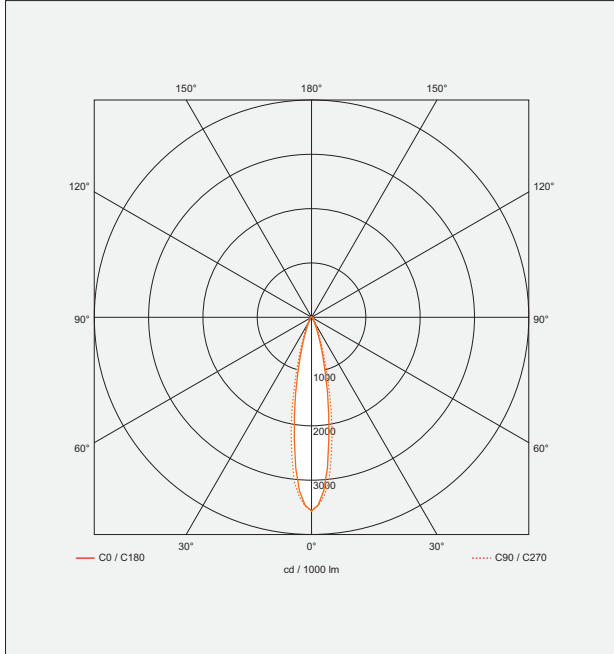
**■ TECHNICALS INFORMATION****PERFORMANCES**

ITEM	NB OF MODULES	POWER	CONSUMPTION	LUMINOUS FLUX	SYSTEM EFFICIENCY	COLOUR TEMPERATURE	CRI
LS 5017-A LED 8000-830	6	50,2W	54W	7600 lumens	141 lm/W	3000 K	80
LS 5017-A LED 8000-840	6	50,2W	49,9W	8326 lumens	166,8 lm/W	4000 K	80
LS 5017-A LED 9000-830	6	58W	62,5W	8558 lumens	137 lm/W	3000 K	80
LS 5017-A LED 9000-840	6	58W	62,5W	9000 lumens	144,5 lm/W	4000 K	80
LS 5017-A LED 10000-830	6	65,9W	70,9W	9500 lumens	134 lm/W	3000 K	80
LS 5017-A LED 10000-840	6	65,9W	70,9W	10000 lumens	141 lm/W	4000 K	80

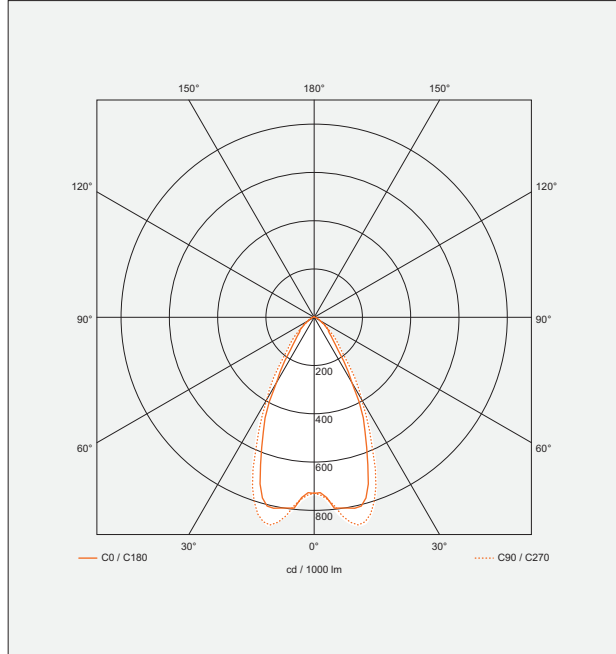
**TECHNICALS INFORMATION**

**LIGHT DISTRIBUTION**

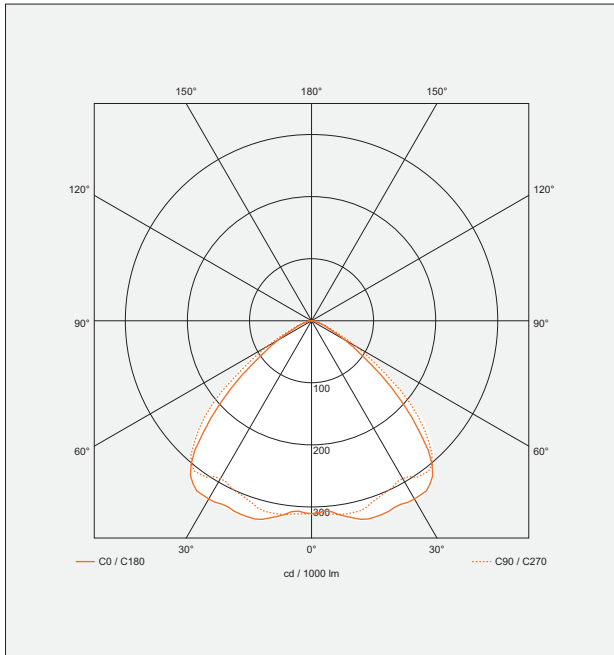
LOR 82 %  
Symmetric light distribution 30°



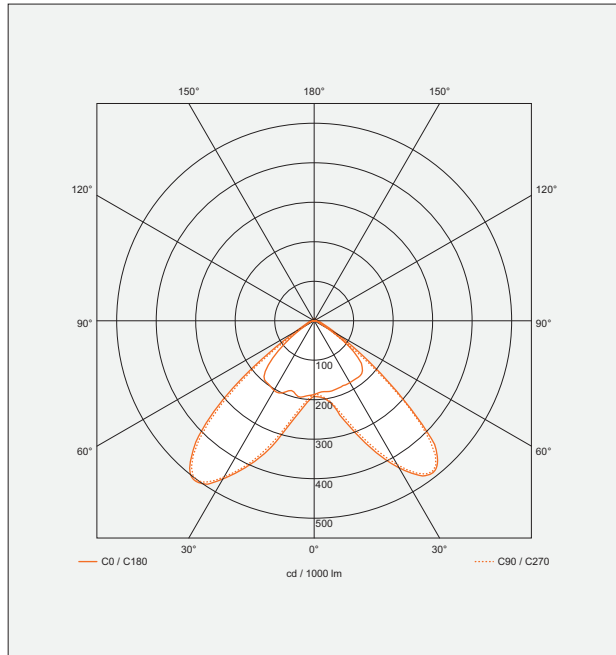
LOR 84 %  
Symmetric light distribution 60° - BJB



LOR 84 %  
Symmetric light distribution 90° - BJB



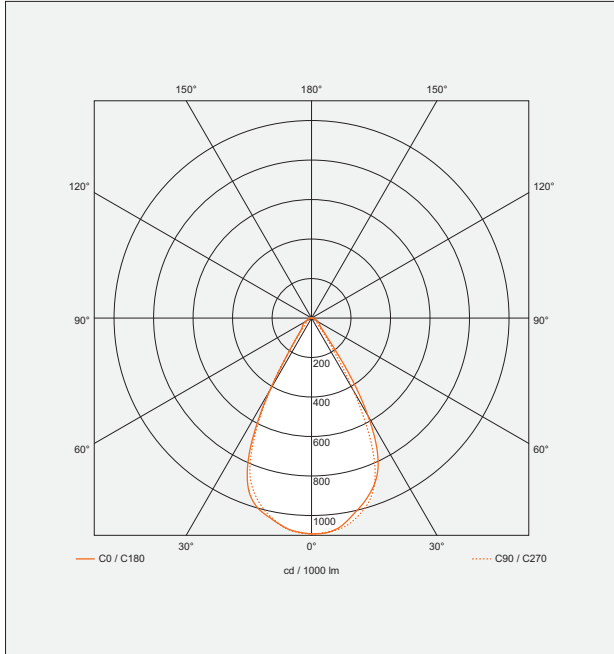
LOR 95 %  
Double Asymmetric light distribution - at 40°



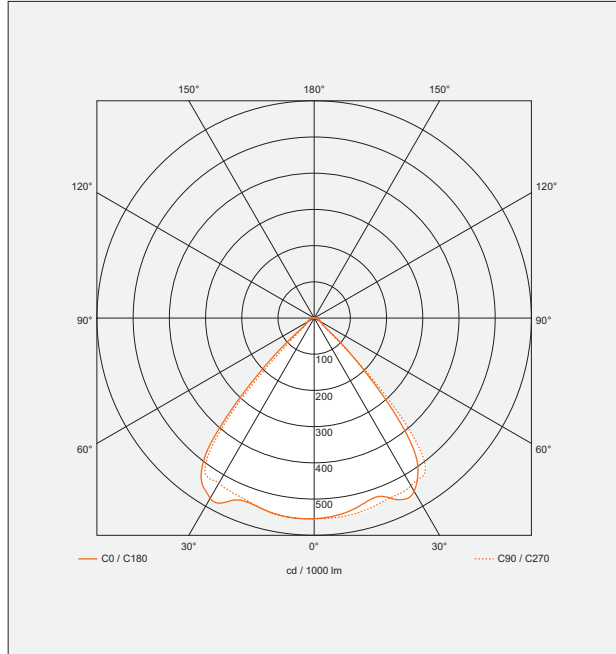
**TECHNICALS INFORMATION**

**LIGHT DISTRIBUTION**

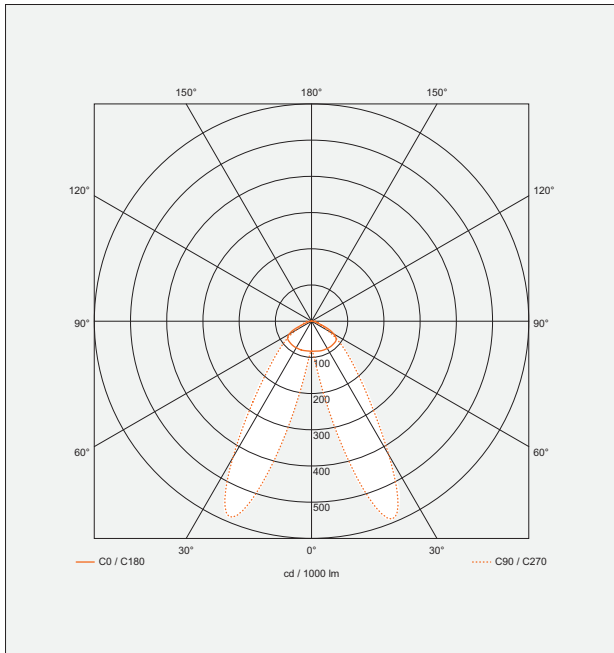
LOR 96 %  
Symmetric light distribution 60° - LEDIL



LOR 97 %  
Symmetric light distribution 90° - LEDIL



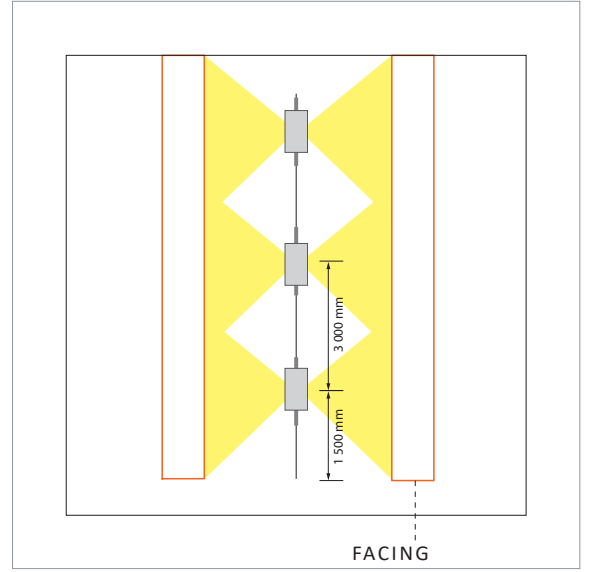
LOR 96 %  
Double Asymmetric light distribution at 25°



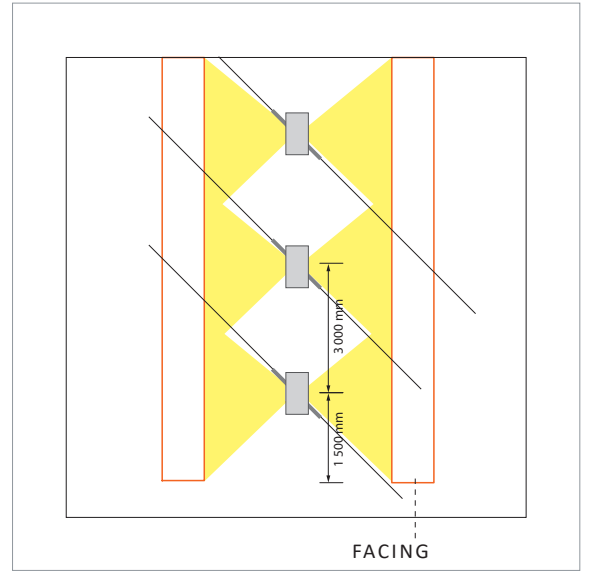
## INSTALLATION

LS 5017-A LED IS ADAPTABLE TO ALL KIND OF INSTALLATION THROUGH ITS ROTATION FROM 0° TO 90°

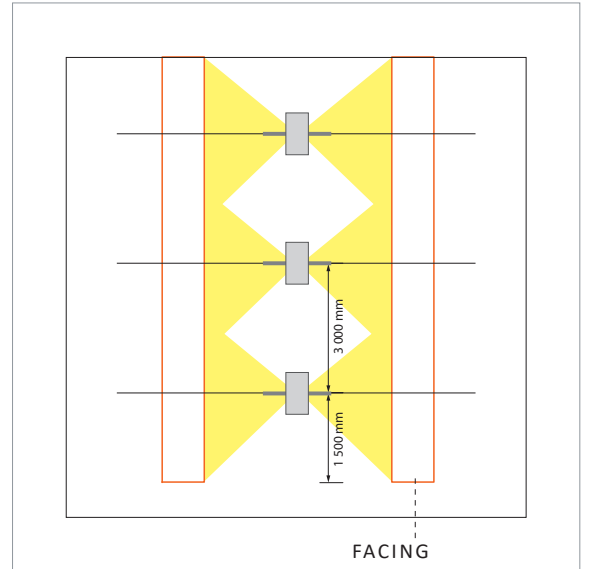
### TRACKS PARALLEL TO FACING



### TRACKS AT 45° TO FACING



### TRACKS AT 90° TO FACING



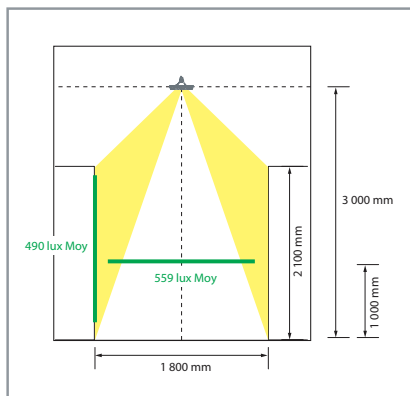
## ADVISED CONFIGURATION

(niveau d'éclairage déprécié à 0,80)

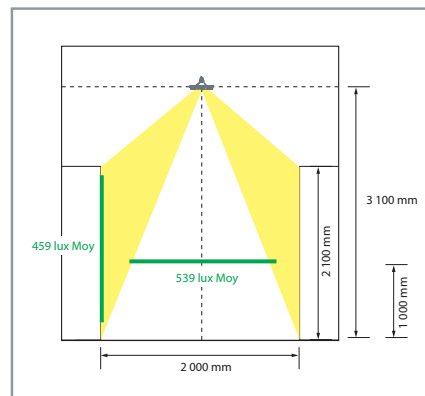
### TYPE A REFLECTOR (TRACK INSTALLED AT 3M HEIGHT)

- CONFIGURATION :
  - DASY 8000 LUMENS
- FACING : 1M40
  - DE 0,7M À 2M10

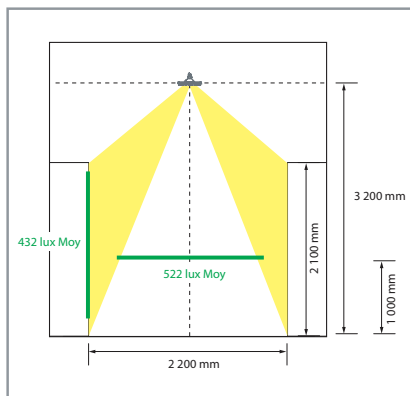
Aisle width  
1 800 mm



Aisle width  
2 000 mm



Aisle width  
2 200 mm



Aisle width  
2 500 mm

