

PR 5056-A LED



LED PROJECTORS

- Orientable projector for LED SPOT module, maximum 4685 lumens
- CRI of 90
- MacAdam Ellipse: 3 SDCM
- Available in 2 500 K, 3 000 K, 4 000 K
- 50 000 hours lamp life (L80B10)
- Luminous efficiency of system up to 137,5 lm/W
- 3-circuits track adaptor with integrated driver
- Head of spot made of die-cast aluminium
- Static heat sink
- **Weight:** approx. 0,9 kg
- **Driver(s) :** Fixed, Dimmable driver DALI (CDIMMDALI), Casambi Driver
- **Option(s) :** Elliptic reflector (ELL), Barn door(VOL)
- Photobiological risk group 0

Driver(s)



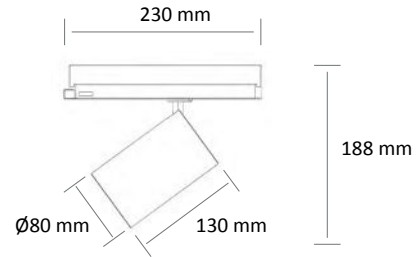
Standards

Class II | IP 20 | 650° | GPO

Beam(s)



Dimensions



Option(s)



ELL



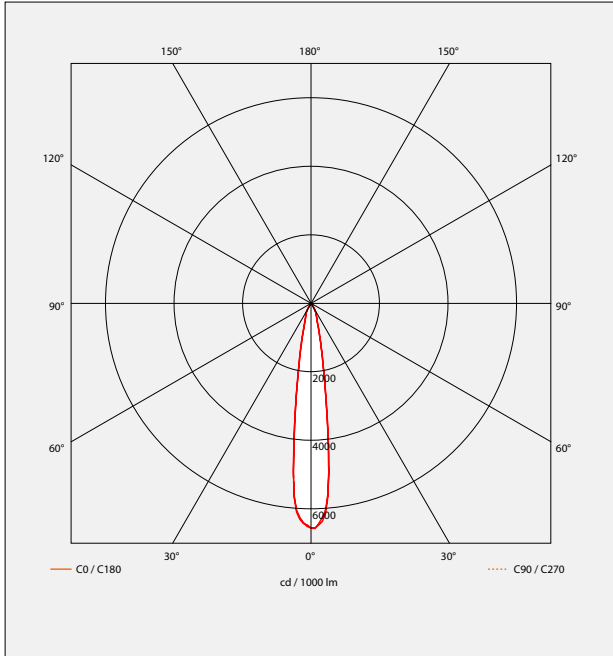
VOL

PR 5056-A LED

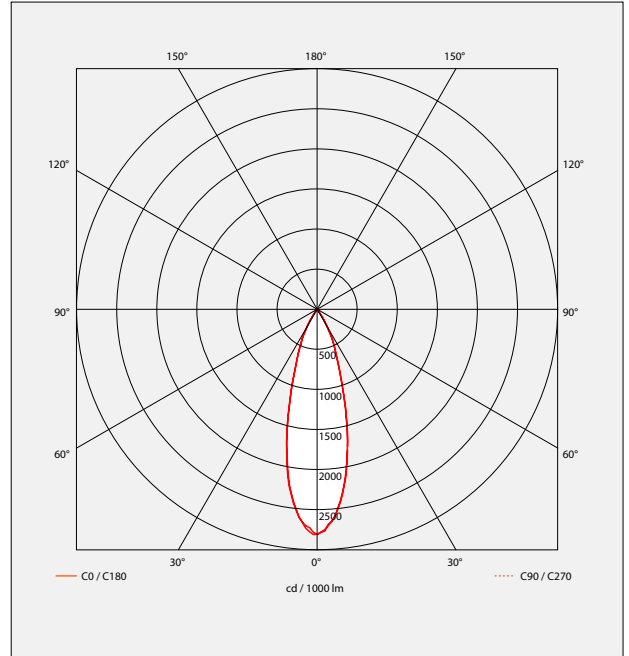
ITEM	SECTION	POWER	CONSUMPTION	LUMINOUS FLUX	SYSTEM EFFICIENCY	COLOUR TEMPERATURE	CRI	EFFICIENCY ENERGY CLASS
PR 5056-A LED 2000-925-boulangerie	Bakery	23,8 W	29 W	2086 lumens	72 lm/W	2500 K	90	-
PR 5056-A LED 2500-925-boulangerie	Bakery	29,4 W	34,6 W	2464 lumens	71,2 lm/W	2500 K	90	-
PR 5056-A LED 2000-930-boucherie	Butchery	23,8 W	29 W	2158 lumens	74,4 lm/W	3000 K	90	-
PR 5056-A LED 2500-930-boucherie	Butchery	29,4 W	34,6 W	2548 lumens	73,6 lm/W	3000 K	90	-
PR 5056-A LED 3300-930	-	23,9 W	28,7 W	3281 lumens	114 lm/W	3000 K	90	E
PR 5056-A LED 3400-940	-	23,9 W	28,7 W	3384 lumens	118 lm/W	4000 K	90	E
PR 5056-A LED 3700-830	-	23,9 W	28,7 W	3714 lumens	127,7 lm/W	3000 K	80	D
PR 5056-A LED 3900-840	-	23,9 W	28,7 W	3949 lumens	137,5 lm/W	4000 K	80	D
PR 5056-A LED 3900-930	-	29,4 W	34,6 W	3899 lumens	112,6 lm/W	3000 K	90	E
PR 5056-A LED 4000-940	-	29,4 W	34,6 W	4022 lumens	116 lm/W	4000 K	90	E
PR 5056-A LED 4400-830	-	29,4 W	34,6 W	4415 lumens	127,5 lm/W	3000 K	80	D
PR 5056-A LED 4700-840	-	29,4 W	34,6 W	4685 lumens	135,4 lm/W	4000 K	80	D

LIGHT DISTRIBUTION

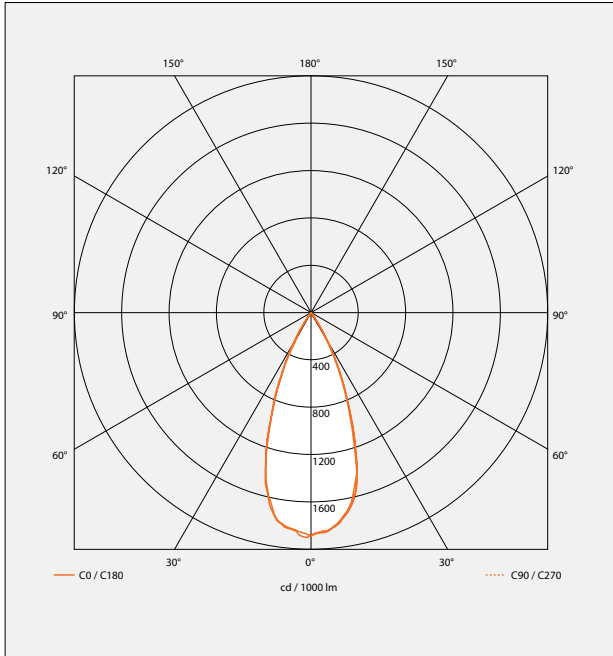
Beams 16,5°
LOR 87%



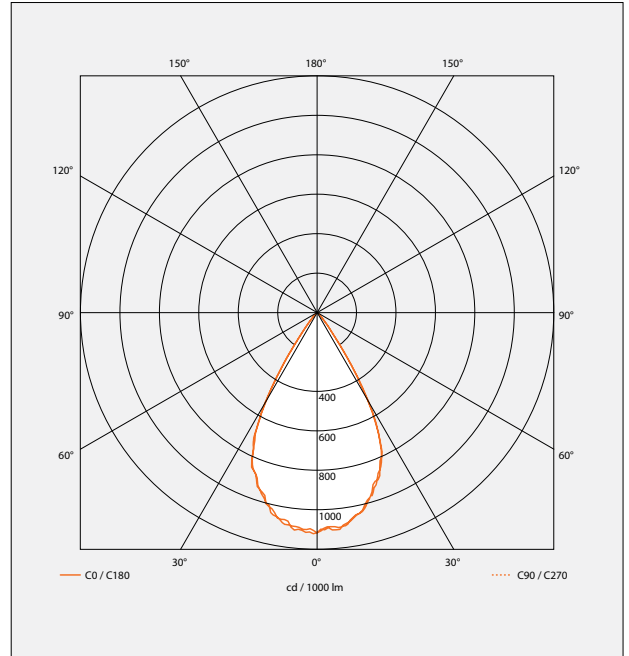
Beams 33°
LOR 89%



Beams 42°
LOR 88%



Beams 59°
LOR 88%



LIGHT DISTRIBUTION

Elliptical beam
LOR 92%

