

LS 3945-E LED ASY



Colour(s)



Light distribution



ASY



WALL WASHERS LED

- Track suspended luminaire for LED SPOT module(s), maximum 5 710 lumens
- CRI of 80 or 90
- MacAdam Ellipse: 3 SDCM
- Available in 3 000 K and 4 000 K
- 50 000 hours lamp life (L80B10)
- Luminous efficiency of system up to 142 lm/W
- 3 circuits track adaptor
- Housing made of prelacquered steel
- Primary reflector made of injected plastic, Silver finish
- Secondary reflector made of Miro Silver available in Miro 8 (M8) or Miro 20 (M20) quality
- Static heat sink
- **Weight:** approx. 2,8 kg
- **Number of module(s):** 1
- **Driver(s):** Fixed, Dimmable driver DALI (CDIMMDALI)

Driver(s)



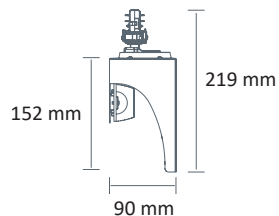
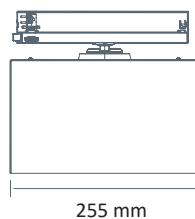
Standards

Class I | IP 20 | 650°

Efficiency energy class



Dimensions



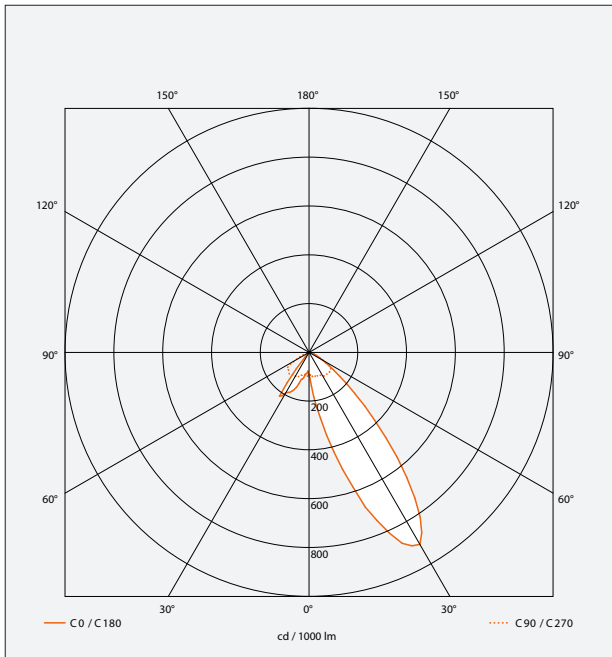
TECHNICALS INFORMATION

PERFORMANCES

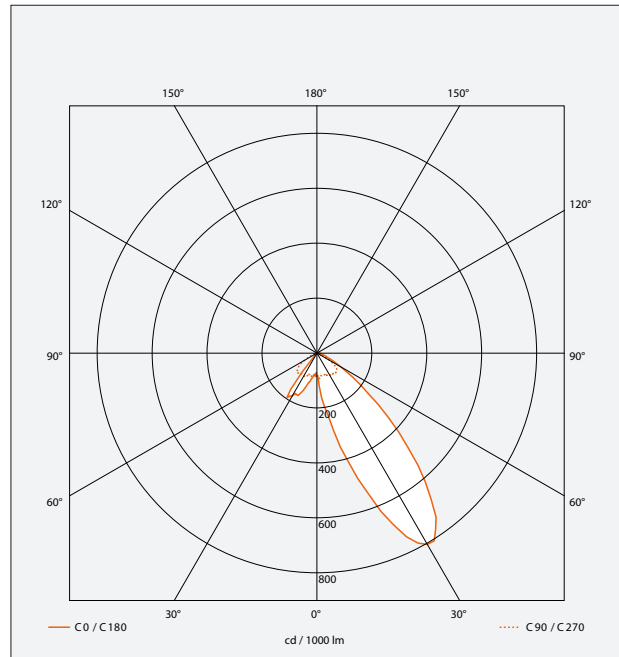
ITEM	CONSUMPTION	LUMINOUS FLUX	SYSTEM EFFICIENCY	COLOUR TEMPERATURE	CRI
LS 3945-E LED ASY 3500-930	31,9 W	3599 lumens	112,5 lm/W	3 000 K	90
LS 3945-E LED ASY 3500-940	31,9 W	3846 lumens	120,5 lm/W	4 000 K	90
LS 3945-E LED ASY 4500-830	31,9 W	4422 lumens	138,5 lm/W	3 000 K	80
LS 3945-E LED ASY 4500-840	31,9 W	4536 lumens	142 lm/W	4 000 K	80
LS 3945-E LED ASY 4500-930	41,6 W	4531 lumens	109 lm/W	3 000 K	90
LS 3945-E LED ASY 4500-940	41,6 W	4841 lumens	116 lm/W	4 000 K	90
LS 3945-E LED ASY 5500-830	41,6 W	5566 lumens	133,5 lm/W	3 000 K	80
LS 3945-E LED ASY 5500-840	41,6 W	5710 lumens	137 lm/W	4 000 K	80

LIGHT DISTRIBUTION

Type A reflector*
LOR 90 %



Type A reflector*
LOR 90 %



* Type A : Advised reflector for track installation between 2m80 and 3m20 height