

LC 3987 EVO LED

CONTINUOUS ROWS ■ LED

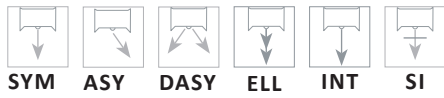
- Suspended continuous row lighting for LINEAR LED module, maximum 25 080 lumens
- Cri of 80
- MacAdam Ellipse : 3SDCM
- Available in 3 000 K and 4 000 K
- 50 000 hours of Lamp life (L80B20)
- Luminous efficiency of system up to 176,1 lm/W
- Static heat sink
- Available in individual module, in continuous and discontinuous version
- Housing made of prelacquered steel
- Optical system, made of grooved extruded polymethyl methacrylate (PMMA)
- Interchangeable LED boards, handling and maintenance from below.
- Endcaps and suspension brackets are available in accessories
- Optical compartment protected against impact and dust
- Sliding suspension brackets, distance between brackets maximum 4 000 mm
- Mechanical junction without tools
- **Weight:** approx. 4 kg (2000 mm), 8 kg (4000 mm)
- **Standards housing lengths:** 2 000 mm, 4 000 mm
- **Driver(s):** Fixe, Convertisseur à gradation DALI (CDIMMDALI)
- **Option(s):** Lighting sensor and-or movement detection (CEL), Autonomous Security Lighting Unit (BAES)
- **Photobiological risk group 0**



Colour(s)



Light distribution



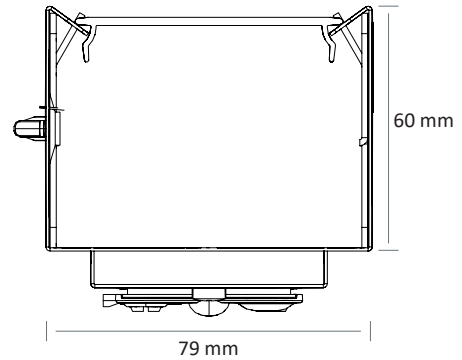
Driver(s)



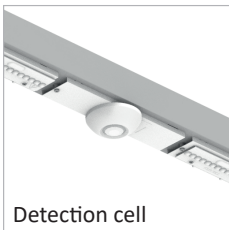
Standards

Class I | IP 20 (luminaire) | 650° | IK 10 | RG0

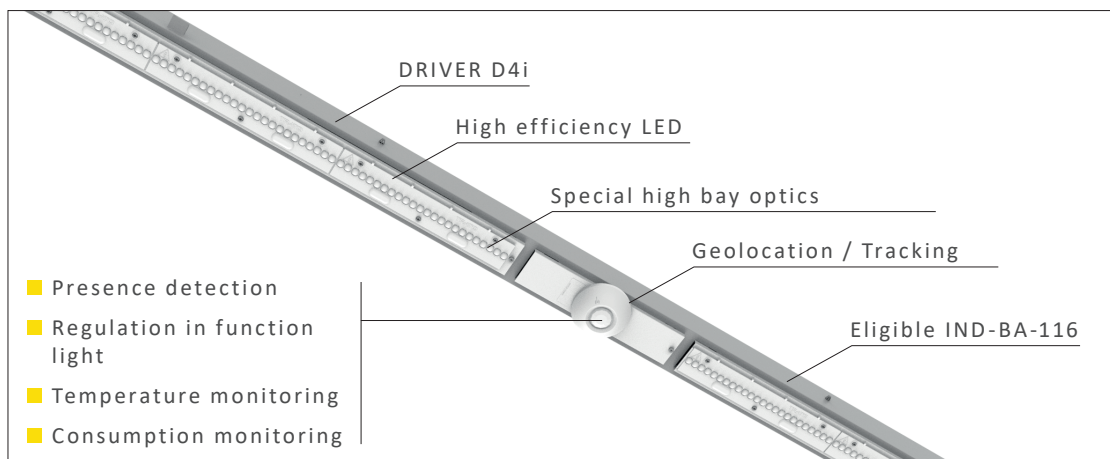
Dimensions



Options



Detection cell

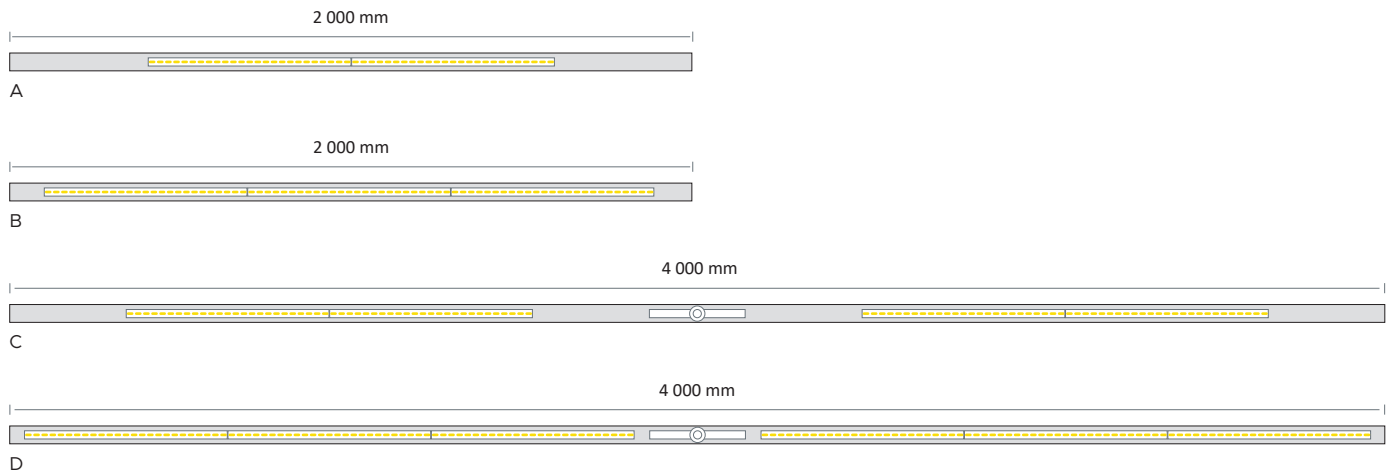


- Presence detection
- Regulation in function light
- Temperature monitoring
- Consumption monitoring

PERFORMANCES

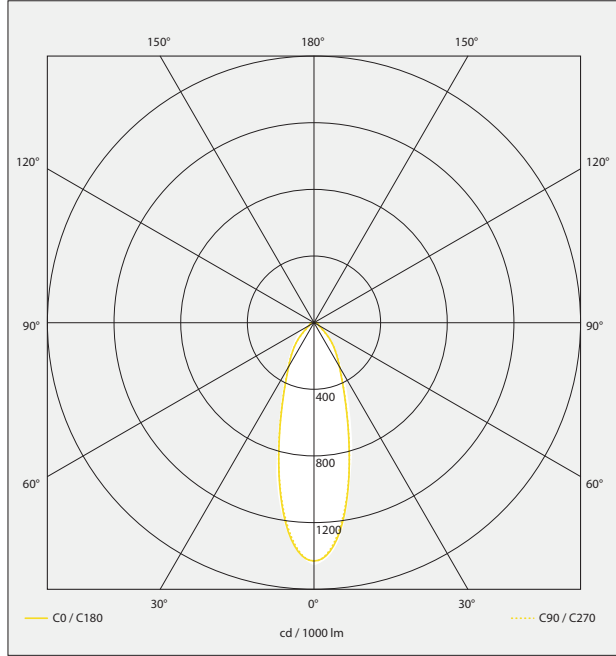
ITEM	LENGTH (MM)	CONFIGURATIONS	NB OF MODULE(S)	CONSUMPTION	LUMINOUS FLUX	SYSTEM EFFICIENCY	COLOUR TEMPERATURE	CRI	IRC	EFFICIENCY ENERGY CLASS
LC3987 EVO LED 7000-830	2000	A	2	37,1W	41,2W	6860 lumens	166,4lm/W	3000K	80	C
LC3987 EVO LED 7000-840	2000	A	2	37,1W	41,2W	7200 lumens	174,6lm/W	4000K	80	C
LC3987 EVO LED 12000-830	2000	B	3	66,2W	71,2W	11940 lumens	167,7lm/W	3000K	80	C
LC3987 EVO LED 12000-840	2000	B	3	66,2W	71,2W	12540 lumens	176lm/W	4000K	80	C
LC3987 EVO LED 14000-830	4000	C	4	74,2W	82,4W	13720 lumens	166,4lm/W	3000K	80	C
LC3987 EVO LED 14000-840	4000	C	4	74,2W	82,4W	14400 lumens	174,7lm/W	4000K	80	C
LC3987 EVO LED 24000-830	4000	D	6	132,4W	142,4W	23880 lumens	167,7lm/W	3000K	80	C
LC3987 EVO LED 24000-840	4000	D	6	132,4W	142,4W	25080 lumens	176,1lm/W	4000K	80	C

CONFIGURATIONS

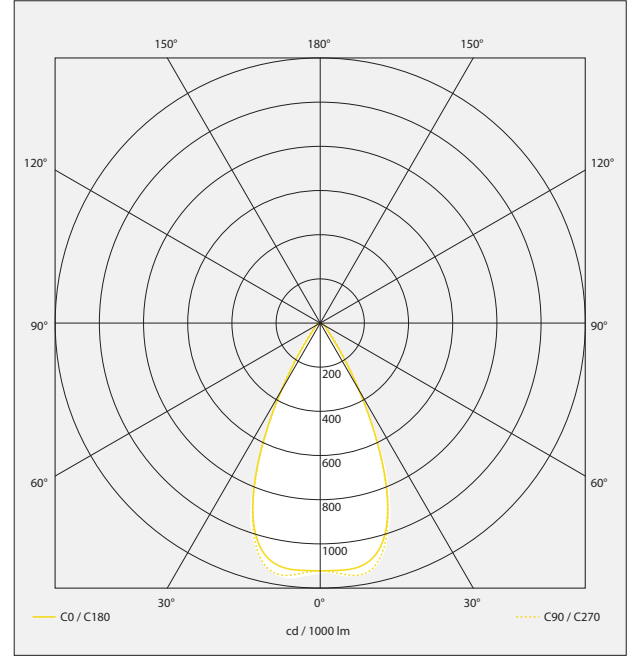


■ LIGHT DISTRIBUTION

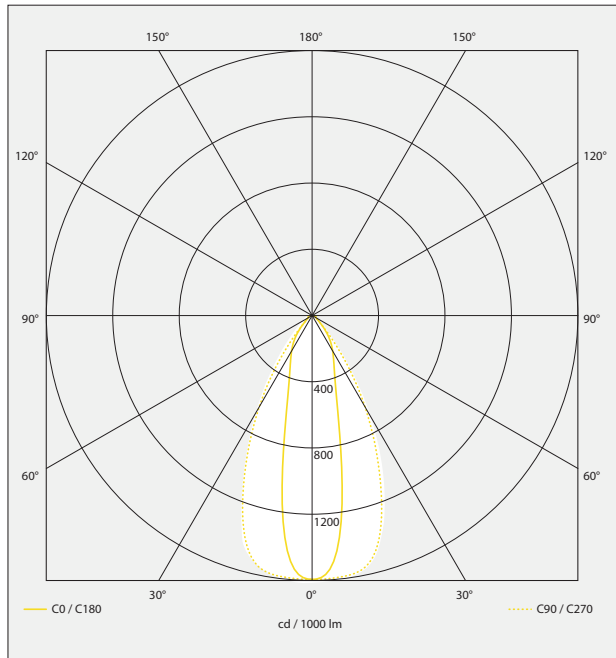
Intensive
LOR: 90 %



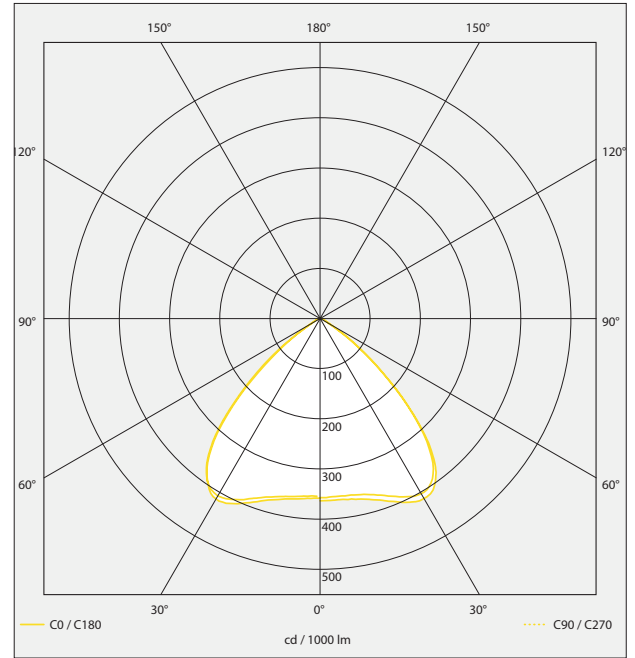
Mid-intensive
LOR 96 %



Elliptical
LOR 96,5 %



Symmetrical
LOR 97 %

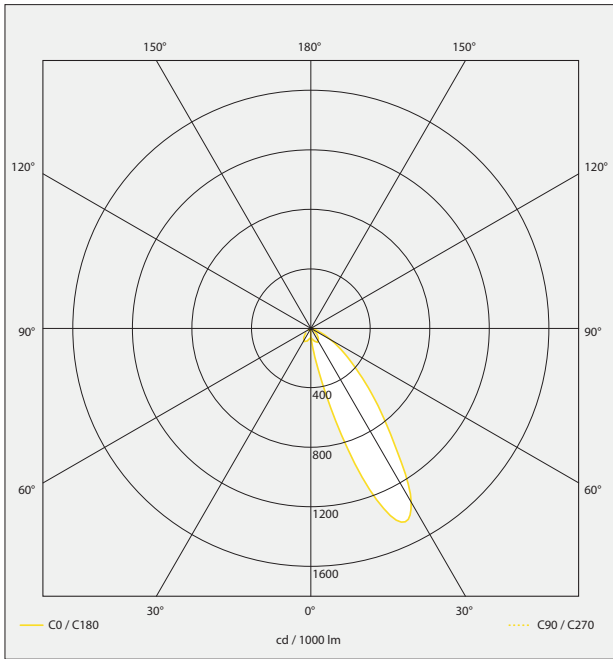


■ LIGHT DISTRIBUTION

Asymmetrical:
LOR 94 %



ASY



Double asymmetrical:
LOR 97 %



DASY

