

PR 5056-A LED HE

LED PROJECTORS

- Orientable projector for LED SPOT module, maximum 4 124 lumens
- CRI of 90
- MacAdam Ellipse: 2 SDCM
- Available in 3 000 K, 3 500 K and 4 000 K
- 50 000 hours lamp life (L80B10)
- Luminous efficiency of system up to 153,5 lm/W
- 3-circuits track adaptor with integrated driver
- Head of spot made of die-cast aluminium
- Static heat sink
- Weight : approx. 0,9 kg
- **Driver(s)** : Fixed, Dimmable driver DALI (CDIMMDALI), Casambi Driver
- **Option(s)** : Elliptic reflector (ELL), Barn door(VOL)
- Photobiological risk group 1



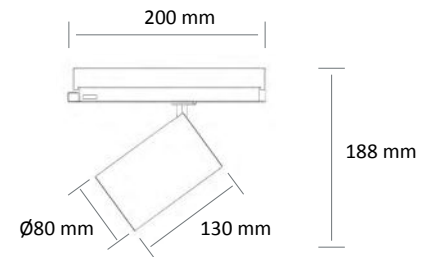
Driver(s)



Standards

Class II | IP 20 | 650° | RG1

Dimensions



ITEM	POWER	CONSUMPTION	LUMINOUS FLUX	SYSTEM EFFICIENCY	COLOUR TEMPERATURE	CRI	EFFICIENCY ENERGY CLASS	BEAM(S)
PR 5056-A LED HE 3000-930	16,8 W	20,2 W	2995 lumens	147,9 lm/W	3000 K	90	E	16,5 / 33 / 42 / 59 / ELL
PR 5056-A LED HE 3000-935	16,8 W	20,2 W	2975 lumens	147 lm/W	3500 K	90	E	16,5 / 33 / 42 / 59 / ELL
PR 5056-A LED HE 3000-940	16,8 W	20,2 W	3106 lumens	153,5 lm/W	4000 K	90	E	16,5 / 33 / 42 / 59 / ELL
PR 5056-A LED HE 4000-930	24,1 W	27,7 W	3977 lumens	143,6 lm/W	3000 K	90	E	16,5 / 33 / 42 / 59 / ELL
PR 5056-A LED HE 4000-935	24,1 W	27,7 W	3950 lumens	142,6 lm/W	3500 K	90	E	16,5 / 33 / 42 / 59 / ELL
PR 5056-A LED HE 4000-940	24,1 W	27,7 W	4124 lumens	148,9 lm/W	4000 K	90	E	16,5 / 33 / 42 / 59 / ELL

Option(s)



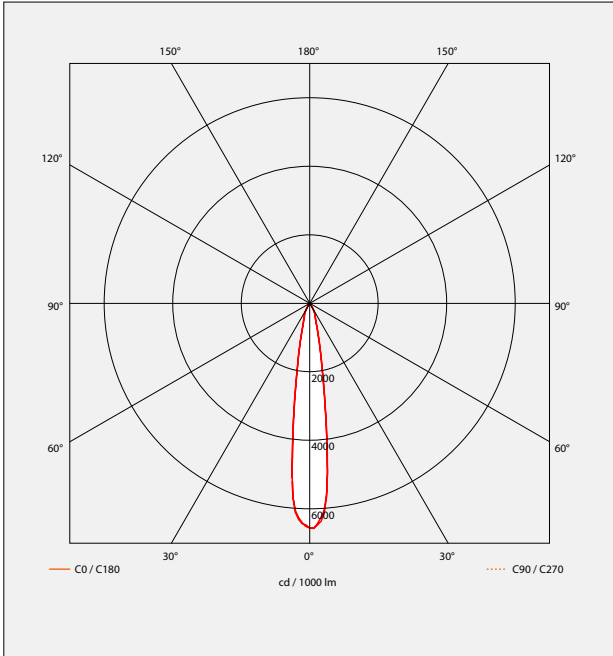
ELL



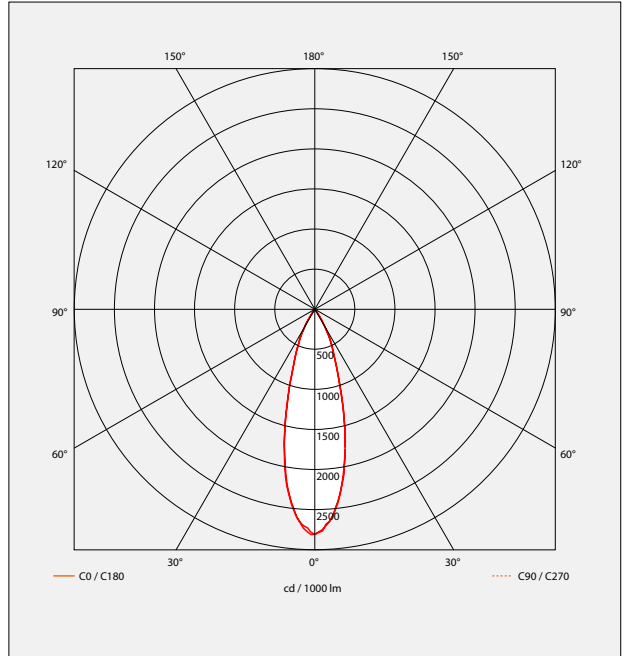
VOL

LIGHT DISTRIBUTION

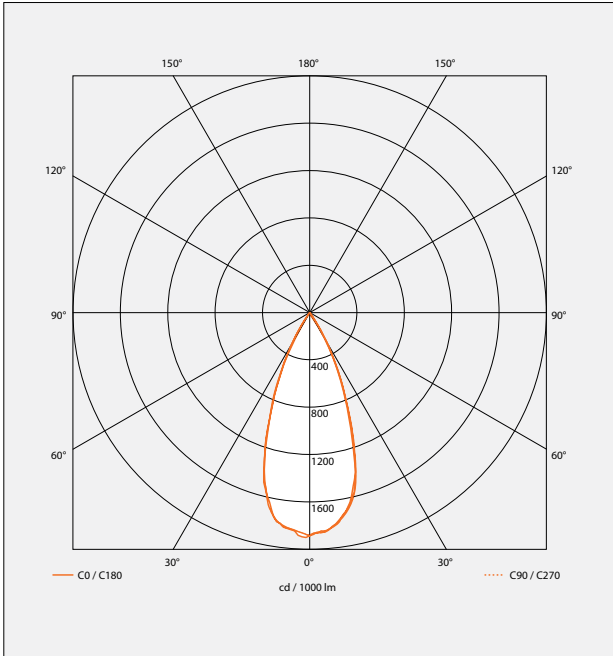
Beams 16,5°
LOR 87%



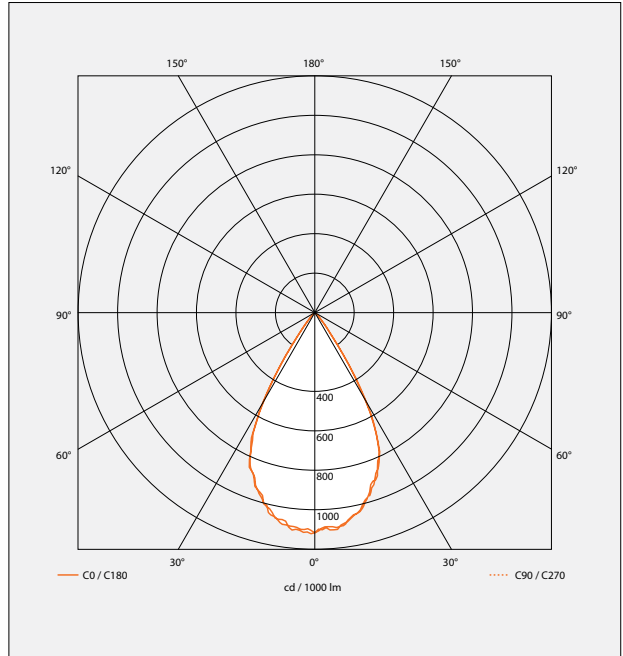
Beams 33°
LOR 89%



Beams 42°
LOR 88%



Beams 59°
LOR 88%



PR 5056-A LED HE

LIGHT DISTRIBUTION

Elliptical beam
LOR 92%

